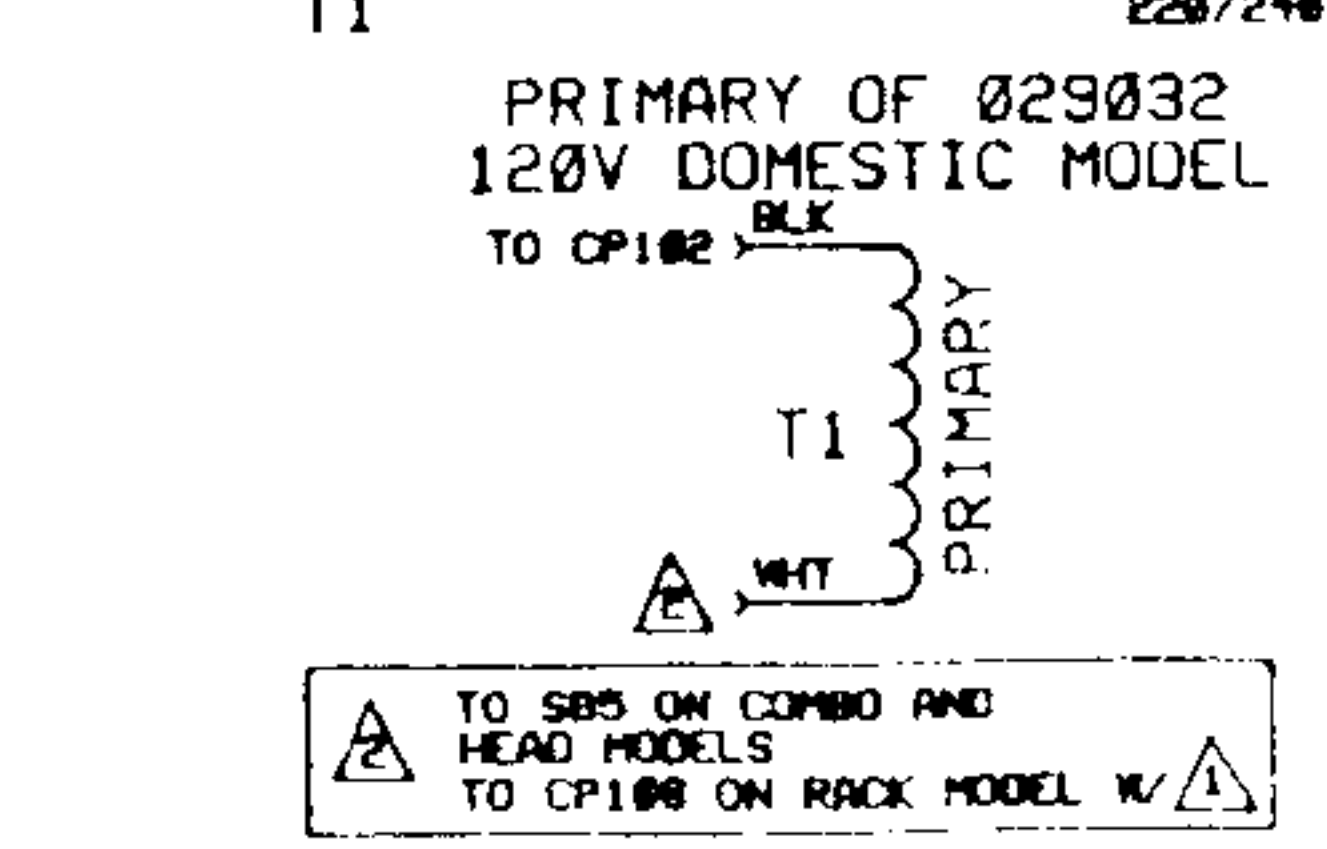
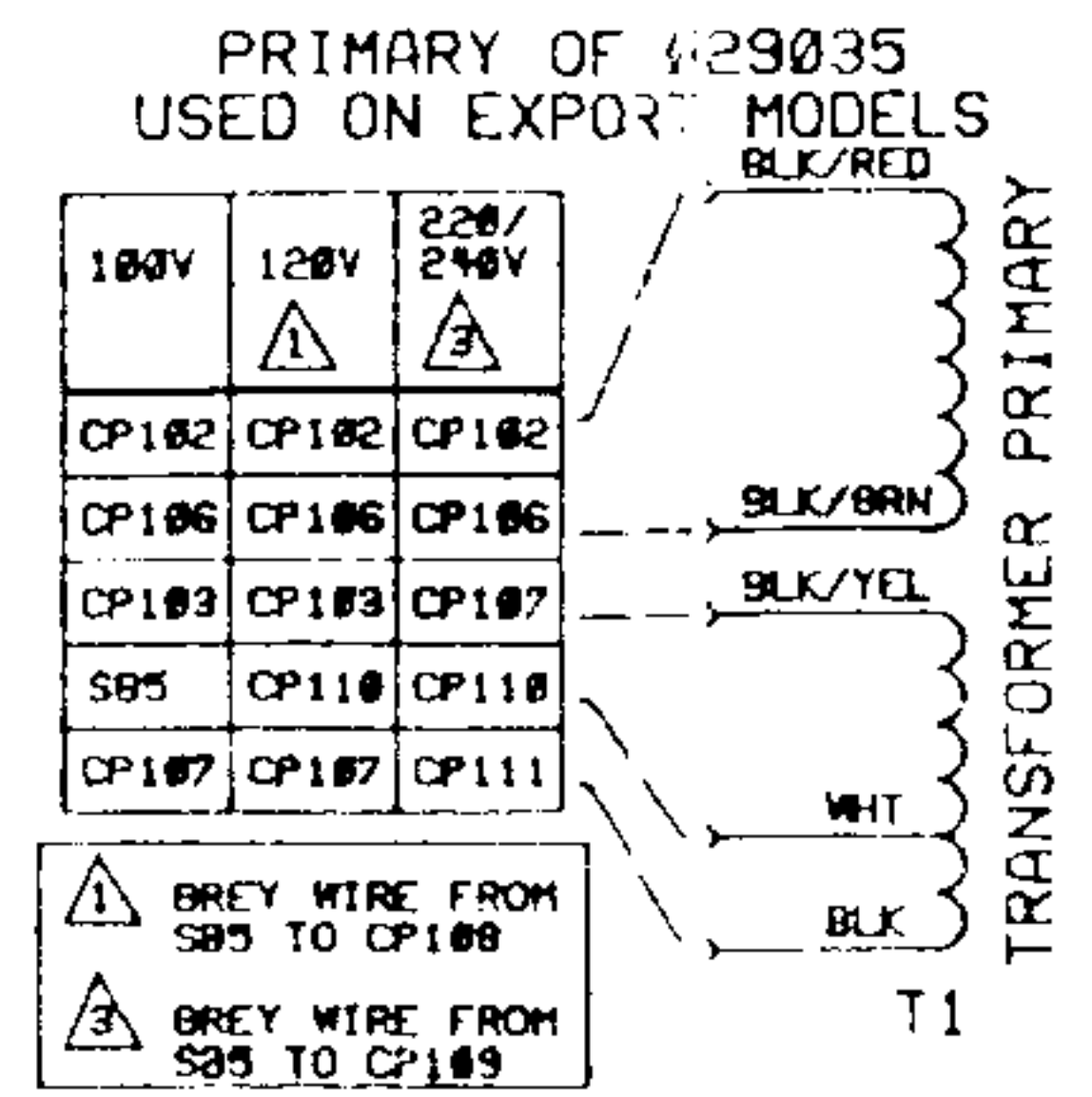
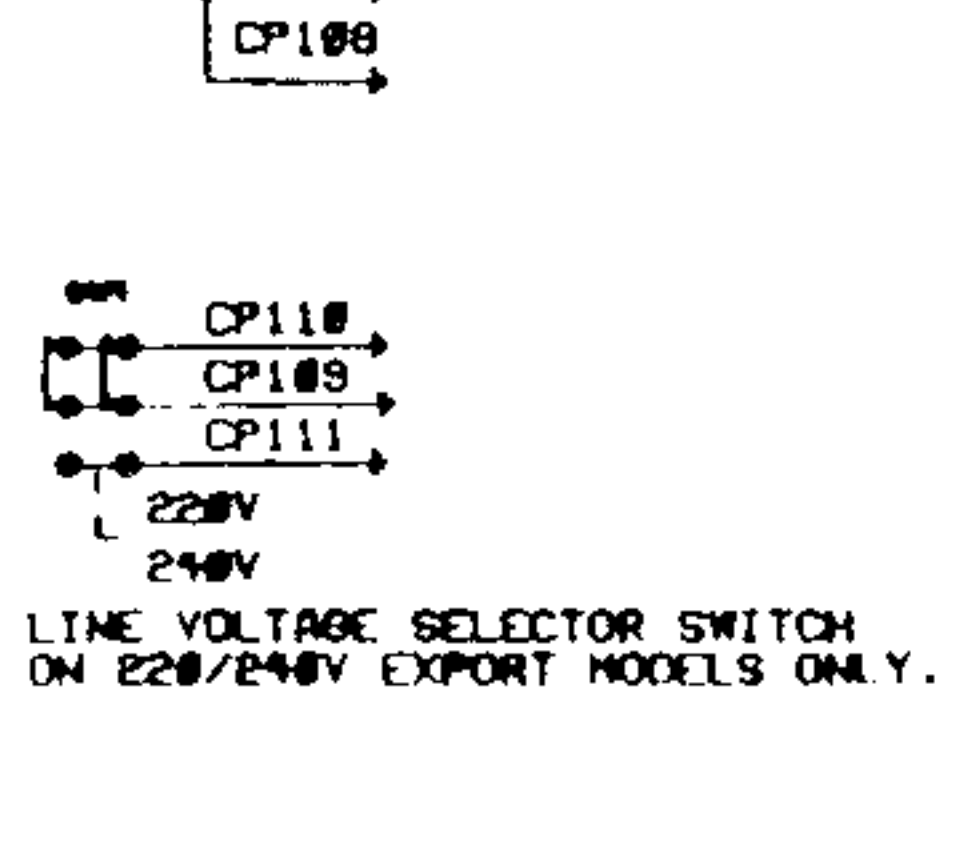
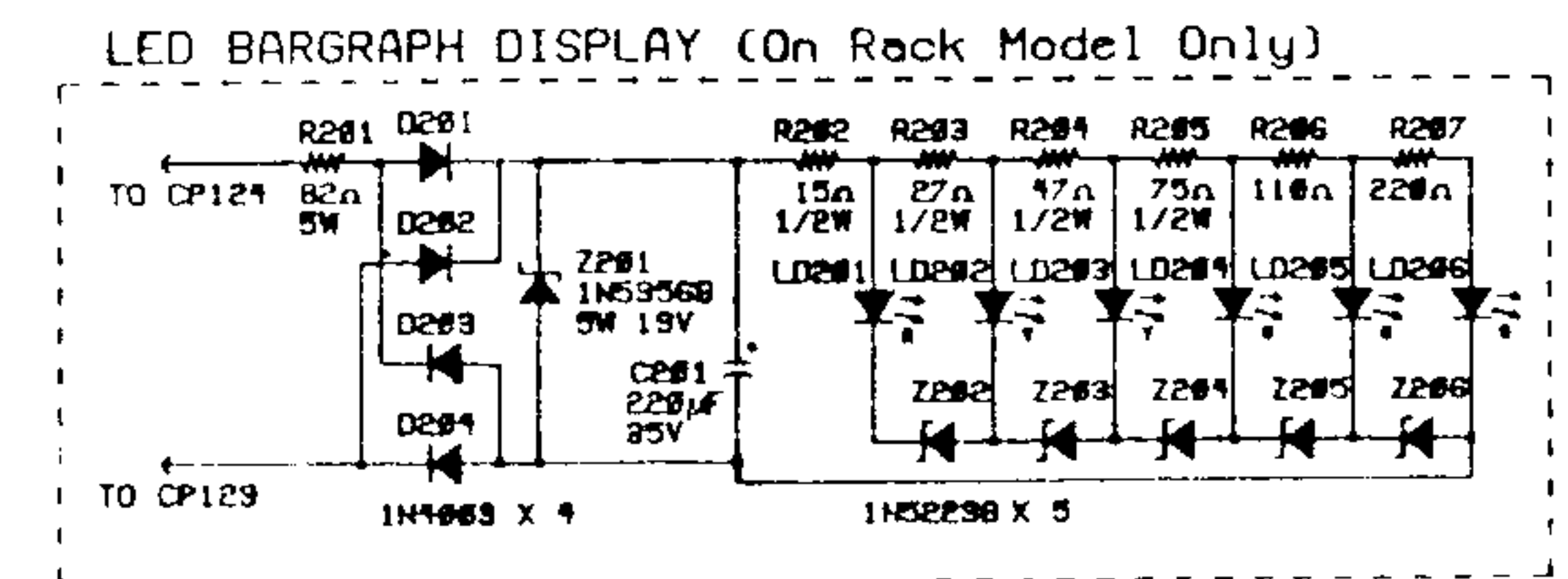


- NOTES:** UNLESS OTHERWISE SPECIFIED
1. ALL RESISTORS 1/4 WATT, ± 5%.
  2. ALL CAPACITORS 63 VOLT MINIMUM.
  3. SIX DIGIT NUMBERS ARE FENDER P/N'S.
  4. ALL VOLTAGES MEASURED USING DVM WITH MINIMUM 100Ω INPUT IMPEDANCE, AND MAY VARY ± 20%.
  5. DC VOLTAGES READ TO GROUND WITH NO INPUT TO AMP AND FOOTSWITCH DISCONNECTED. NOTE: ON U101 & U102 PINS 1, 2, 3, 5, 6, 7, MEASURE -15V.
  6. AC RMS VOLTAGES ARE READ UNDER THE FOLLOWING CONDITIONS:
    - 1 kHz SINE WAVE INPUT TO J1.
    - 8Ω RESISTIVE LOAD ACROSS CP129/130.
    - REVERB CONTROL SET TO "0".
    - ALL OTHER CONTROLS SET TO MAXIMUM.
    - SELECT SWITCH OFF.
    - BUITAR CORD CONNECTED BETWEEN PREAMP OUT & POWER AMP IN JACKS.
  7. RATED OUTPUT POWER - 60 WATTS RMS AT 5% THD, UNDER SAME CONDITIONS AS NOTE 6, EXCEPT INPUT INTO J102, POWER AMP IN.

**NOTE: USE ONLY SLO-BLO FUSES.**

LINE VOLTAGE	100V	120V	220V	240V
F1	3A	2.5A	1.6AT	1.6AT
F2	4A	3A	2AT	2AT
MINIMUM VOLTAGE RATING	125VAC	250VAC		



<b>DATABASE FILE:</b> S115.DOF <b>CHECKED BY:</b> DATE: 1/14/90 <b>APPROVED:</b> DATE: 1/14/90	<b>PROPRIETARY</b> MUSICAL INSTRUMENTS 1190 Columbia Street Brea, Ca. 92621 <b>TOLERANCES:</b> X.X .005" X.XX .0025" X.XXX .0015" ANYWHERE .001"	<b>TITLE:</b> SCHEMATIC SUPER AMP <b>SIZE:</b> D <b>SCALE:</b> DATE: 12/27/88 SHEET 1 OF 1
---	--	---